

H Series Cylinder

Project:	Type:
Product Code:	Date:

V093025



3" Pendant Mount

Sleek, Pendant Mount adds a decorative feature to your space

Integrated brightness switch allows you to adjust the lumen output based on pendant height and illuminance needs

Decorative Diffused trim allows for elegant task illumination above countertops, desks, and kitchen islands

CYLINDER

Mount

Pendant (48" cord with 8" partial stem)

Size

Diameter: 3.5"
Total Length: 8.5"

Trim

5.5" Decorative Trim Only

Finish

White

LIGHT OUTPUT & DISTRIBUTION

Brightness Switch

350 lm (5W), 750 lm (9W), 950 lm (12W)

Color Quality

90+ CRI, 3-step SDCM

Color Temperature

- 2700K
- 3000K
- Warm Dim (3000K – 2200K)

Beam Spread



Lighting Type



Warranty

5 year limited warranty; 50,000 hours

POWER & CONTROLS

Input Voltage

120 V

5% Dimming

TRIAC/ELV

Mounting

Most 3O, 4O, 4R Junction boxes

RATINGS

- UL Listed for Damp Location



PRODUCT BUILDER

EXAMPLE: HCP3D27WH

CYLINDER	HCP3D	HCP3D	H Series Cylinder, 3" Pendant Mount			
CCT		27	2700K	30	3000K	3C Warm Dim (3000K-2200K)
FINISH	WH	WH	White			

SUMMARY

	STATIC CCT	WARM DIM
CCT	2700K, 3000K	3000K - 2200K
LUMENS (POWER)	Up to 950 lm - Selectable 350 lm (5W), 750 lm (9W), 950 lm (12W)	Up to 950 lm - Selectable 350 lm (5W), 750 lm (9W), 950 lm (12W)
EFFICACY	70 lm/W, 60 lm/W, 67 lm/W	70 lm/W, 60 lm/W, 67 lm/W
COLOR QUALITY	90+ CRI ¹ , 3-step SDCM	90+ CRI ¹ , 3-step SDCM
BEAM SPREAD	Flood (40°)	Flood (40°)
DIMMING	TRIAC/ELV (120V) 5%	TRIAC/ELV (120V) 5%
LED CHIP	Cree	Bridgelux
LISTINGS	Energy Star Qualified ² , California Title 24 2016-2022 JA8-E Compliant, UL Listed for Damp Location, UL Certified US-CA, Declare, RoHS Compliant	

¹ Tested in accordance to IESNA LM-79-2008
² Refer to ENERGY STAR Certified light fixtures database

ADDITIONAL

INPUT VOLTAGE: 120V

MAX INPUT CURRENT (120V): 0.105 amps

POWER FACTOR: Greater than 0.9

TOTAL HARMONIC DISTORTION: Less than 20%

AMBIENT OPERATING TEMPERATURE: -20°C to 40°C

LIFETIME: 50,000 hours at 70% lumen maintenance

WARRANTY: 5 year limited warranty

CYLINDER: Extruded aluminum

SIZE: 8.5"

FINISH: White

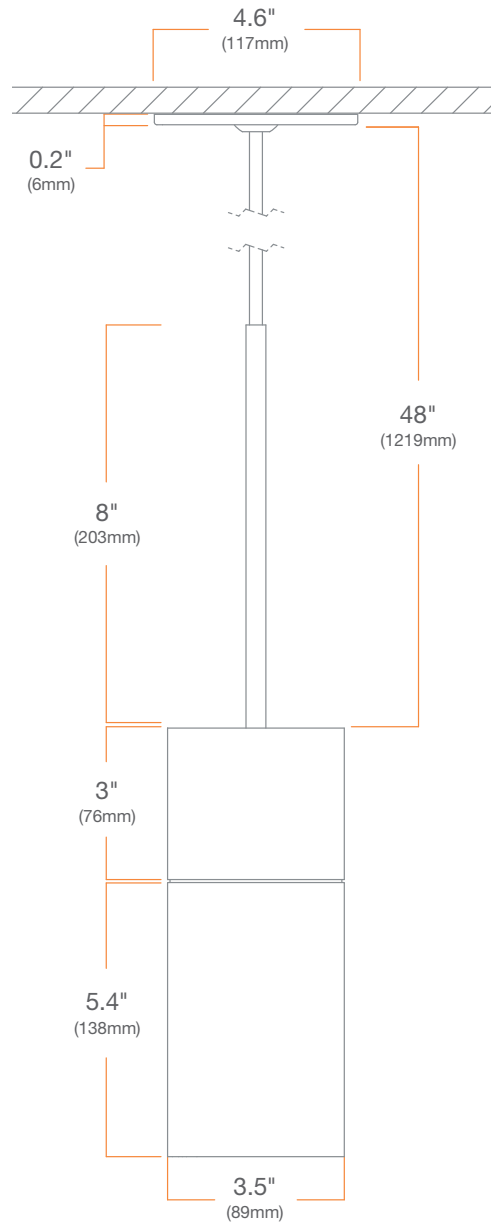
INSTALLATION: Standard bracket compatible with two-gang, 3" octagonal, 3" round metallic, 3" round non-metallic old work, 4" octagonal, 4" round, and 4" square junction boxes

8.5" Length

HCP3D30WH

HCP3D27WH

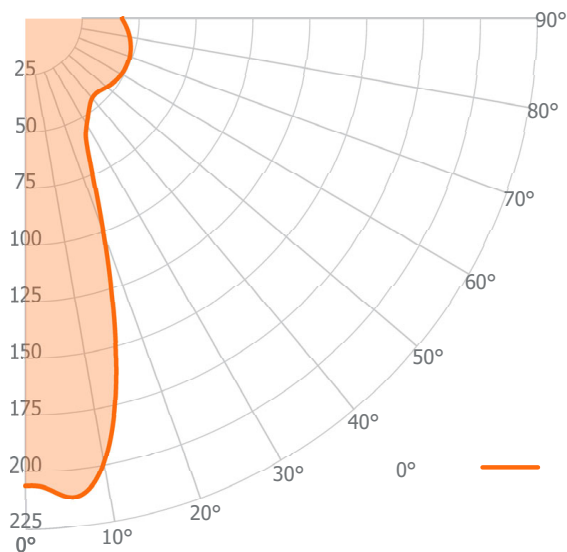
HCP3D3CWH



PHOTOMETRY

HCP3D30WH 750 lm, 9W, 3000K

Candela Distribution



Luminous Intensity

	0°
0°	206
5°	212
10°	199
15°	154
20°	101
25°	66
30°	54
35°	49
40°	46
45°	45
50°	47
55°	48
60°	49
65°	49
70°	49
75°	48
80°	47
85°	45
90°	42

Zonal Lumen Summary

Zone	Lumens	Luminaire %
0° - 30°	93	18%
0° - 40°	124	25%
0° - 60°	202	40%
0° - 90°	350	70%
0° - 180°	504	100%

Illuminance Chart

Distance from LED	Foot Candles	Diameter
3 ft	22.9 fc	2.1 ft
6 ft	5.7 fc	4.2 ft
9 ft	2.5 fc	6.3 ft
12 ft	1.4 fc	8.5 ft

Input Watts: **9.0 W**

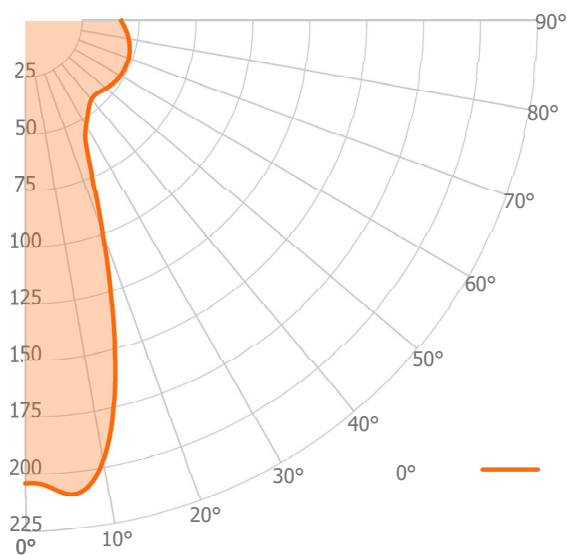
Lumens: **504 lm**

Efficacy: **56 lm/W**

Beam Angle: **39°**

HCP3D3CWH 750 lm, 9W, 3000K-2200K

Candela Distribution



Luminous Intensity

	0°
0°	204
5°	210
10°	197
15°	153
20°	100
25°	65
30°	53
35°	48
40°	45
45°	45
50°	46
55°	48
60°	48
65°	49
70°	48
75°	47
80°	46
85°	44
90°	42

Zonal Lumen Summary

Zone	Lumens	Luminaire %
0° - 30°	92	18%
0° - 40°	123	25%
0° - 60°	200	40%
0° - 90°	347	70%
0° - 180°	499	100%

Illuminance Chart

Distance from LED	Foot Candles	Diameter
3 ft	22.7 fc	2.1 ft
6 ft	5.7 fc	4.2 ft
9 ft	2.5 fc	6.3 ft
12 ft	1.4 fc	8.5 ft

Input Watts: **9.0 W**

Lumens: **499 lm**

Efficacy: **55 lm/W**

Beam Angle: **39°**