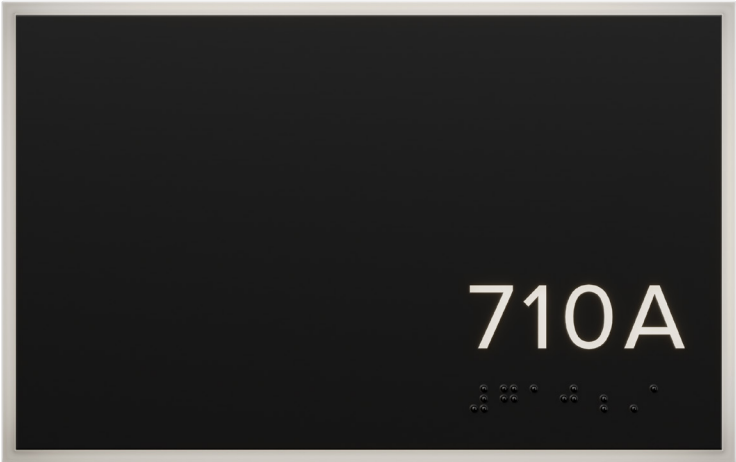


Project:	Type:
Product Code:	Date:

V 092923



Illuminated Room Sign
Rectangular

- Slim, elegantly diffused, and ADA compliant, illuminated room sign specifically tailored for multifamily residential and hospitality applications
- Customizable faceplate orientation and text layout gives you the flexibility to compliment any interior
- Integrated Driver allows for straight-forward installation and simplified serviceability.

PHYSICAL

Mount

Wall Mount

Size

4.5"x 7.25" x 0.5" (Rectangle)

Finish

Black, Custom

LIGHT OUTPUT & DISTRIBUTION

Lighting Type

Indirect

Lumens (Power)

~50 Lumens (3W) Delivered

Color Quality

93+ CRI, 2-step SDCM

Color Temperature

 2700K  3000K

POWER & CONTROLS

Input Voltage

120V

Housing

4O Junction Box, 4R Junction Box

RATINGS & CERTIFICATIONS

 Suitable for Damp Locations

WARRANTY

5 year limited warranty; 50,000 hours





PRODUCT BUILDER

A SERIES FIXTURE

FIXTURE	<input type="button" value="AD"/>	AD Illuminated Room Sign
SHAPE	<input type="button" value="R"/>	R Rectangular
CCT	<input type="button" value=""/>	27 2700K 30 3000K

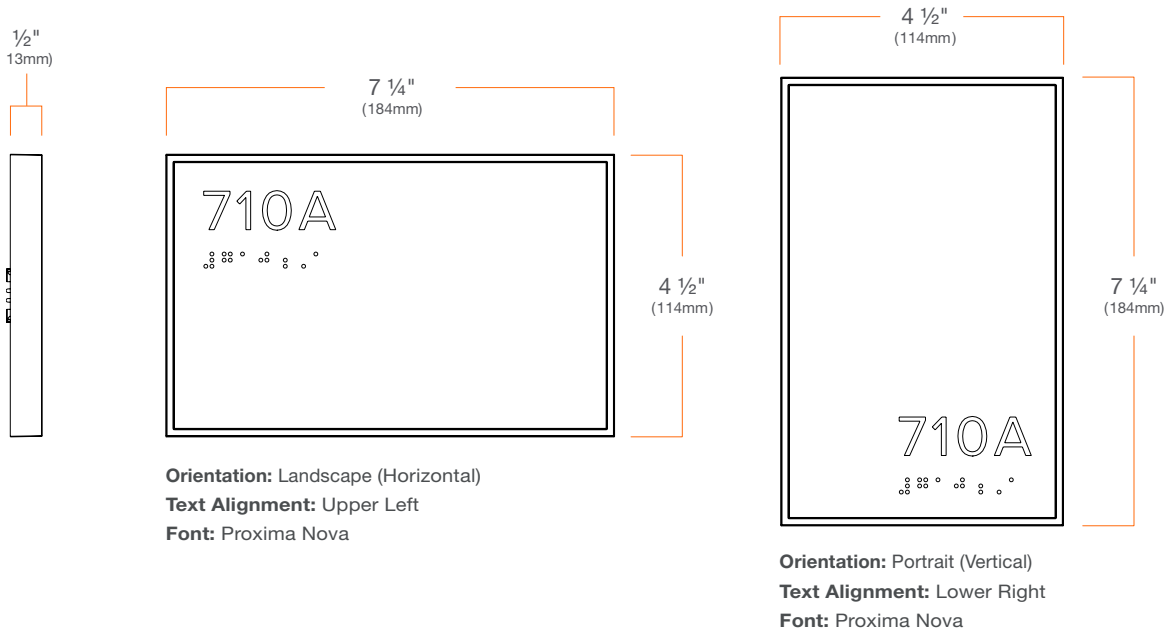
A SERIES FACE PLATE

FACE PLATE	<input type="button" value="FP"/>	FP Face Plate
ORIENTATION	<input type="button" value=""/>	RL Rectangular Landscape (Horizontal) ¹ RP Rectangular Portrait (Vertical) ²
TEXT ALIGNMENT	<input type="button" value=""/>	UL Upper Left UR Upper Right LL Lower Left LR Lower Right
FONT	<input type="button" value=""/>	H Helvetica P Proxima Nova
TEXT COLOR	<input type="button" value="CL"/>	CL Clear
PLATE COLOR	<input type="button" value=""/>	BK Black CC Custom Color

¹ Landscape (Horizontal) orientation limited to maximum 8 alphanumeric characters

² Portrait (Vertical) orientation limited to maximum 5 alphanumeric characters

PRODUCT DIMENSIONS



FONT OPTIONS

Helvetica

A B C D E F G H I J K L M N O P Q R S T U V W X Y Z 0 1 2 3 4 5 6 7 8 9

Proxima Nova

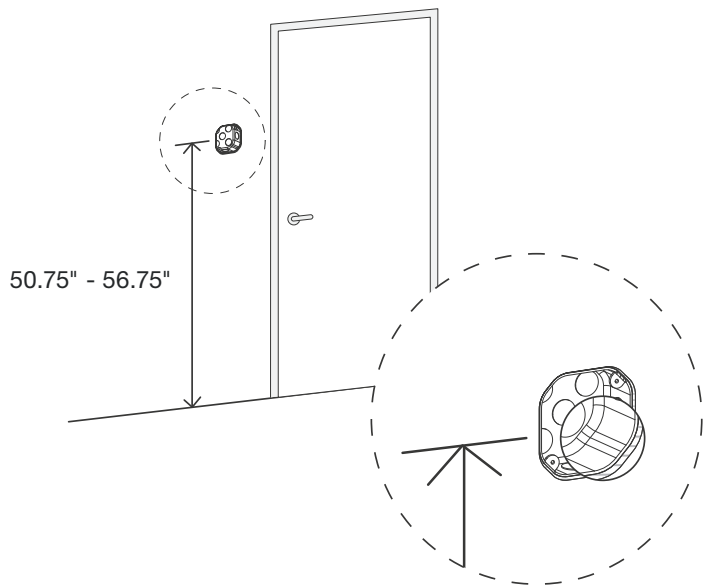
A B C D E F G H I J K L M N O P Q R S T U V W X Y Z 0 1 2 3 4 5 6 7 8 9

NOTE: Text is displayed all caps at 5/8" height

JUNCTION BOX COMPATIBILITY

JUNCTION BOX	MINIMUM DEPTH	MINIMUM VOLUME	THROUGH-WIRE RATINGS
40 Octagonal Junction Box (metallic)	2 3/8"	21.5 in	6 (three in, three out) #12 AWG
40 Round Junction Box (non-metallic)	2 3/16"	20 in	6 (three in, three out) #12 AWG

ADA MOUNTING REQUIREMENTS



Junction box must be mounted precisely 50.75" - 56.75" (on center) above the finished floor surface to ensure compliance with ADA Standards.

For complete installation guidance, see A Series Installation Instructions.

NOTE: This is based on National ADA standards, local modifications and revisions may differ, please confirm local code compliance before installation