

H Series

Project:	Type:
Product Code:	Date:

V010424



Residential Lighting

A Whole Home Solution Brilliant illumination and reliable performance for your entire home

Brightness Switch Easily select level of illumination with the flip of a switch

True to Life Colors Accurate color rendering means people and home finishes look great

Natural Warm Dim Comfortable white light for accurate illumination at full brightness that transitions to a relaxing sunset effect at lower dimming levels

INSTALLATION

Ceiling Thickness

New Construction: $\frac{5}{8}$ "

Remodel: $\frac{5}{8}$ " up to 1 $\frac{1}{4}$ "

Ceiling Material

Drywall

TRIMS

Aperture

4", 3"

Style

Round, Square, Flush, Adjustable

Finish

White, Black (Coming Soon)

LIGHT OUTPUT & DISTRIBUTION

Module

Downlight



Lumens (Power)

Integrated Brightness Switch
350 lm (5W), 750 lm (9W), 950lm (12W)

Color Quality

90+ CRI, 3-step SDCM

Color Temperature

-  Natural Warm Dim (3000K-2200K)
-  Natural Warm Dim (2700K-1800K)

Beam Spread



General (90°+)

Warranty

5 year limited warranty; 50,000 hours

POWER & CONTROLS

Input Voltage




120 V

Dimming



TRIAC/ELV (5%)

RATINGS & CERTIFICATIONS

Housing

-  IC (Insulation Contact) Rated
-  ASTM E283 Certified Air Tight
-  RoHS Compliant

Module and Trim

-  UL Listed for Wet Location
-  NSF Listed
(White and Black Finish Only)



PRODUCT BUILDER - INTEGRATED TRIAC/ELV

HOUSING ¹

PRODUCT CODE		APPLICATION	
<input type="text"/>		<input type="text"/>	
H4	4" Housing	BH	New Construction with Bar Hangers ²
H3	3" Housing	SO	New Construction with Screws
		RM	Remodel

¹ Sold in case packs of 12² 8" - 24" adjustable bar hangersH MODULE ³

PRODUCT CODE		CCT	
<input type="text"/>		<input type="text"/>	
HM	90+ CRI General Ambient with Brightness Switch <i>Brightness Switch: 950 lm, 750 lm, or 350 lm</i>	2C	2700K-1800K
		3C	3000K-2200K

³ Sold in case packs of 24TRIM ⁴

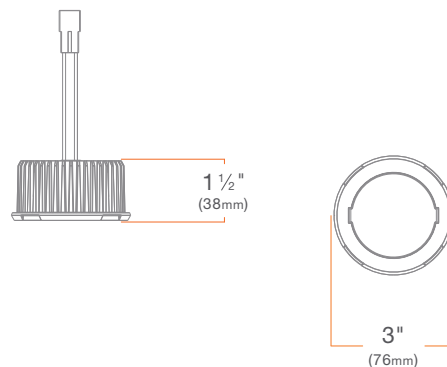
PRODUCT CODE		SHAPE		STYLE		FINISH	
<input type="text"/>		<input type="text"/>		<input type="text"/>		<input type="text"/>	
H4T	4" Trim	R	Round	S	Recessed	WH	White
H3T	3" Trim	S	Square ⁵	F	Flush	BK	Black <i>(Coming Soon)</i>
				A	Adjustable ⁶		

⁴ Sold in case packs of 24⁵ Only available in Recessed style⁶ 4" max tilt: 40°; 3" max tilt: 30°, not compatible with 3" Remodel housing

HOUSING COMPATIBILITY

The H Series luminaire recessed housings (H4BH, H4SO, H4RM, H3BH, H3SO, H3RM) are UL Certified and intended for use with the H Series HM3C module or other certified 4" retrofit conversion kits (light source) that meet the following criteria: maximum height 3-3/8", maximum wattage 13W.

MODULE



SUMMARY

WARM DIM

CCT	3000K - 2200K, 2700K - 1800K
LUMENS (POWER)	Brightness Switch 350 lm (5W), 750 lm (9W), 950lm (12W)
EFFICACY	70 lm/W, 83 lm/W, 79 lm/W
COLOR QUALITY	90+ CRI ¹ , 3-step SDCM
BEAM SPREAD	General Ambient (90°)
DIMMING	TRIAC/ELV
LED CHIP	Bridgelux
LISTINGS	ENERGY STAR® Qualified ² , California Title 24 2016-2022 JA8-E compliant, UL Listed for Wet Location, UL Certified US-CA, Declare, RoHS compliant, NSF/ANSI 2 listed, Suitable for splash-zone ³

¹ Tested in accordance to IESNA LM-79-2008

² Refer to ENERGY STAR Certified light fixtures database

³ This product is evaluated in accordance to NSF/ANSI 2 for Splash Zones having designated trim finishes.

ADDITIONAL

INPUT VOLTAGE: 120V, 50/60Hz

MAX INPUT CURRENT (120V): 0.13 amps

CONNECTOR: PowerPlug® Luminaire Disconnect Model 182

POWER FACTOR: Greater than 0.9

TOTAL HARMONIC DISTORTION: Less than 20%

AMBIENT OPERATING TEMPERATURE: -20°C to 40°C

WARRANTY: 5 year limited warranty; 50,000 hours at 70% lumen maintenance

HOUSING



H Series

New Construction

H4BH (4"), H3BH (3")

SUMMARY

JUNCTION BOX:

H4BH Equipped with 6 knockouts: two ½" trade size knockouts and four romex knockouts on top: Approved for 8 (four in, four out) #12 AWG 70°C

H3BH Equipped with 4 knockouts two ½" trade size knockouts and two romex knockouts on top: Approved for 8 (four in, four out) #12 AWG 70°C

BAR HANGER MOUNTING: Pre-installed mounting brackets allow for adjustment between 14 ⅝" and 24" joist spacing and come equipped with nails compatible with wood joist installation

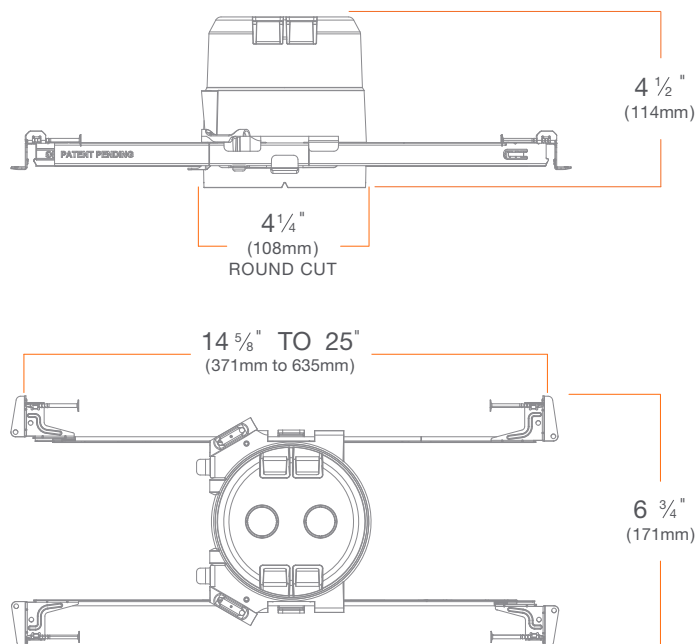
CEILING THICKNESS RANGE: ⅛" up to ⅝"

CUTOUT: 4 ¼" (108mm) and 3 ½" (88 mm) round opening

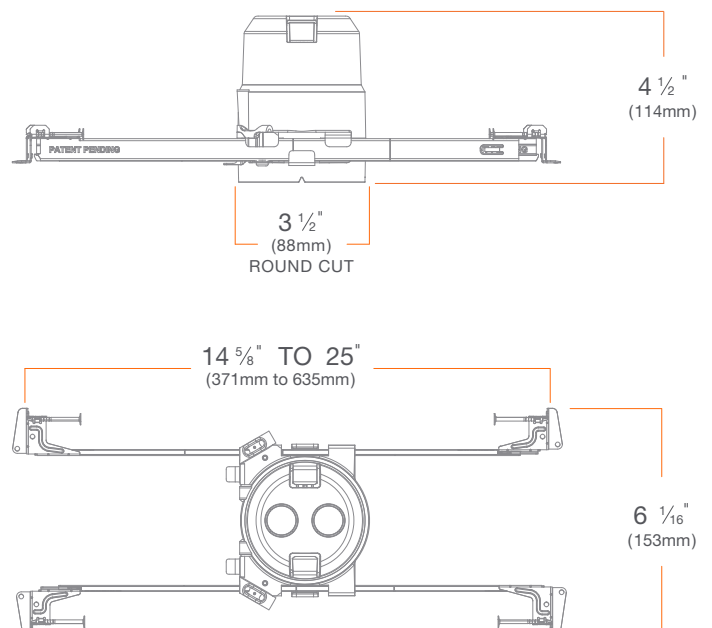
LISTINGS: ASTM E283 certified Air Tight, IC (Insulation Contact) rated

WARRANTY: 5 year limited warranty

4" New Construction

H4BH

3" New Construction

H3BH

HOUSING



H Series

Remodel

H4RM (4"), H3RM (3")

SUMMARY

JUNCTION BOX:

H4RM Equipped with 6 knockouts: two 1/2" trade size knockouts and four romex knockouts on top: Approved for 8 (four in, four out) #12 AWG 70°C

H3RM Equipped with 4 knockouts two 1/2" trade size knockouts and two romex knockouts on top: Approved for 8 (four in, four out) #12 AWG 70°C

MOUNTING: Pre-installed mounting spring clips

CEILING THICKNESS RANGE: 5/8" up to 1 1/4"

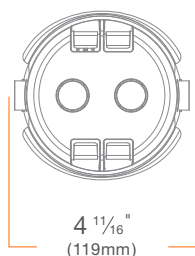
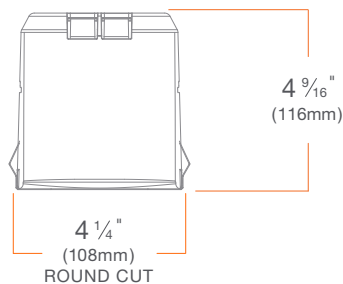
CUTOUT: 4 1/4" (114mm) and 3 5/8" round opening

LISTINGS: ASTM E283 certified Air Tight, IC (Insulation Contact) rated

WARRANTY: 5 year limited warranty

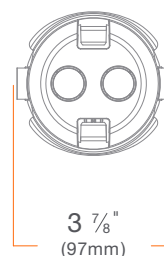
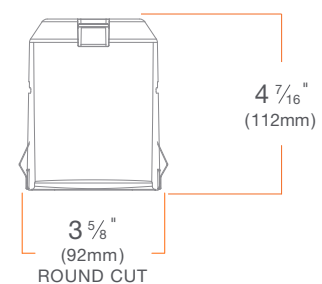
4" Remodel

H4RM



3" Remodel

H3RM



HOUSING



H Series

Wood Screw

H4SO (4"), H3SO (3")

SUMMARY

JUNCTION BOX:

H4SO Equipped with 6 knockouts: two ½" trade size knockouts and four romex knockouts on top: Approved for 8 (four in, four out) #12 AWG 70°C

H3SO Equipped with 4 knockouts two ½" trade size knockouts and two romex knockouts on top: Approved for 8 (four in, four out) #12 AWG 70°C

MOUNTING: Pre-installed mounting wood screws

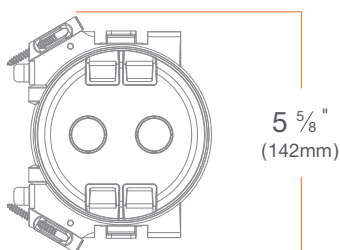
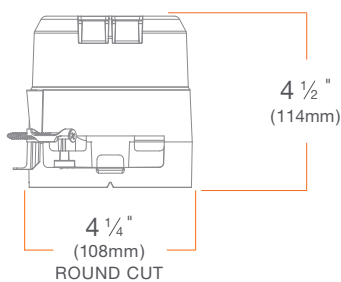
CUTOUT: 4 ¼" (114mm) and 3 ½" (88mm) round opening

LISTINGS: ASTM E283 certified Air Tight, IC (Insulation Contact) rated

WARRANTY: 5 year limited warranty

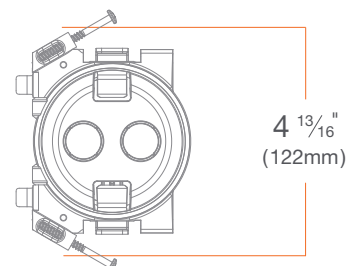
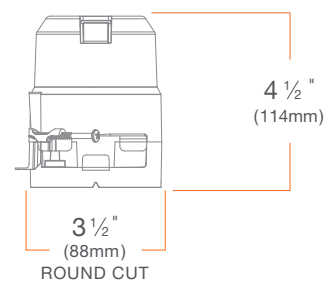
4" Wood Screw

H4SO



3" Wood Screw

H3SO



TRIMS



H Series

4" Trims

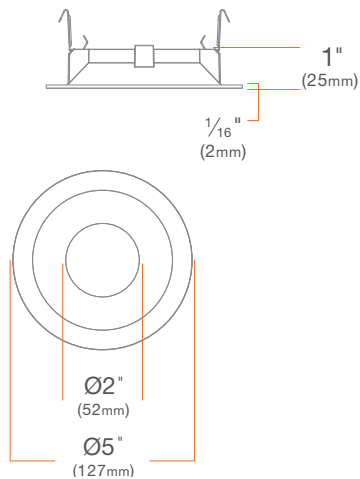

H4TR

SUMMARY

CONSTRUCTION: Die-cast aluminum

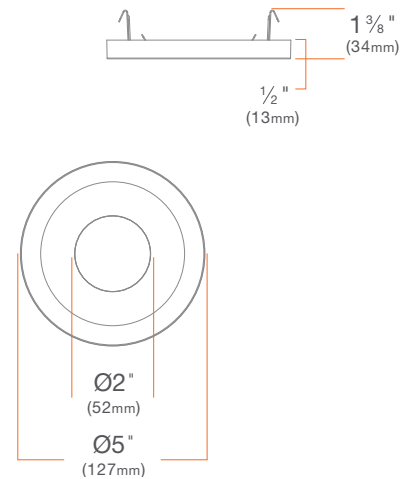

4" Round

H4TRSWH



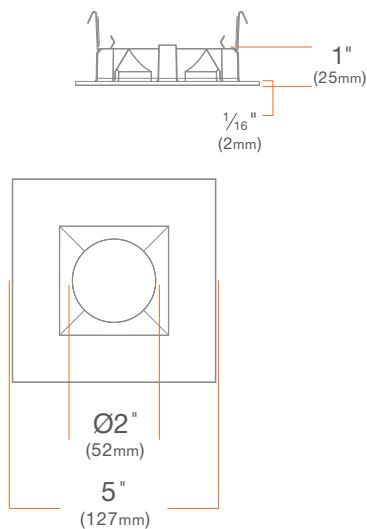
4" Flush

H4TRFWH



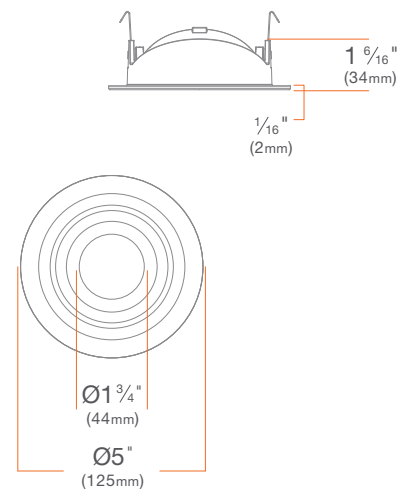
4" Square

H4TSSWH



4" Adjustable

H4TRAWH



TRIMS



H Series

3" Trims

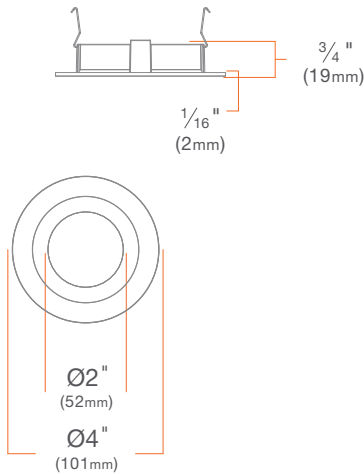
H3TR

SUMMARY

CONSTRUCTION: Die-cast aluminum

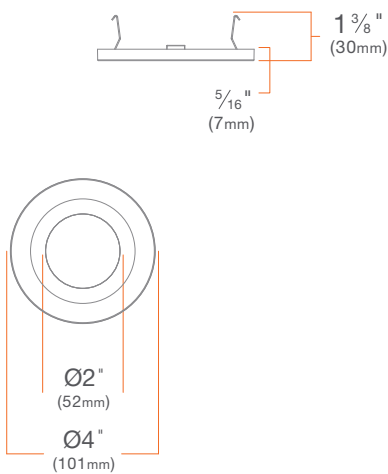
3" Round

H3TRSWH



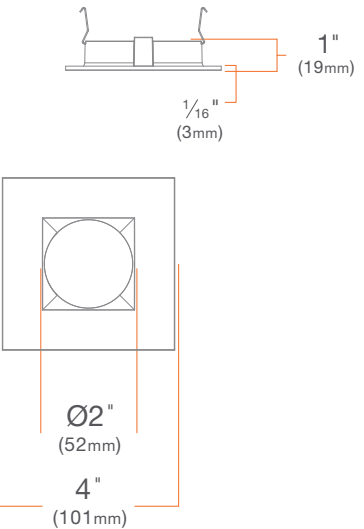

3" Flush

H3TRFWH



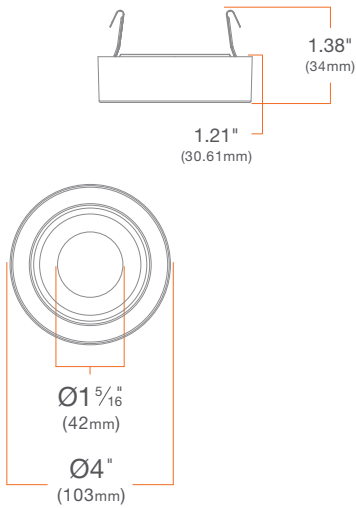
3" Square

H3TSSWH



3" Adjustable

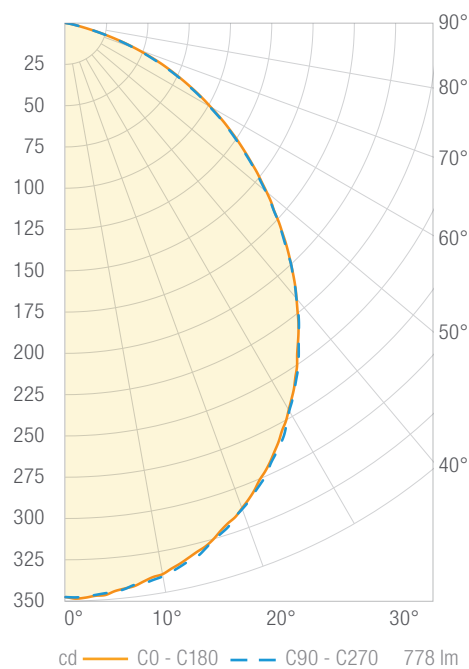
H3TRAWH



PHOTOMETRY

HM3C 750 lm

H3TRFWH



Luminous Intensity

Gamma	C 0°
0°	348
5°	345
10°	339
15°	328
20°	313
25°	293
30°	271
35°	245
40°	218
45°	189
50°	159
55°	130
60°	102
65°	74
70°	46
75°	18
80°	5
85°	1
90°	0

Values in candela

Zonal Lumen Summary

Zone	Lumens	Luminaire %
0-30	261	34
0-40	415	53
0-60	678	87
0-90	775	100
0-180	778	100

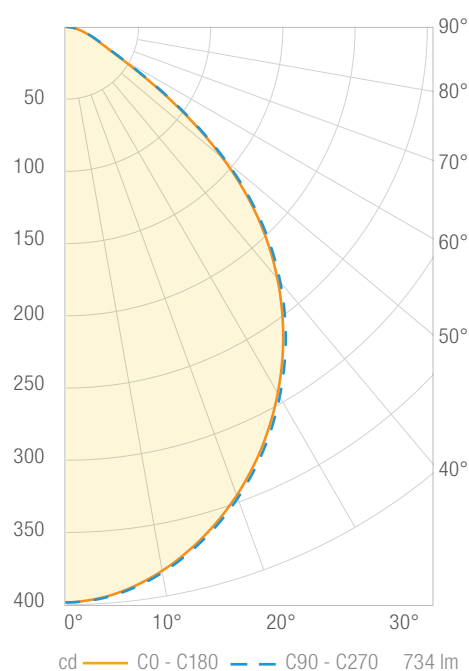
Illuminance Chart

Distance from LED	Foot Candles	Diameter
3'	38.6	6.6'
6'	9.7	13.2'
9'	4.3	19.8'
12'	2.4	26.5'

Beam Angle: 96° x 95°

HM3C 750 lm

H3TRSWH



Luminous Intensity

Gamma	C 0°
0°	398
5°	394
10°	382
15°	366
20°	345
25°	321
30°	293
35°	262
40°	227
45°	188
50°	142
55°	88
60°	44
65°	26
70°	18
75°	12
80°	7
85°	3
90°	0

Values in candela

Zonal Lumen Summary

Zone	Lumens	Luminaire %
0-30	290	39
0-40	455	62
0-60	686	93
0-90	731	100
0-180	734	100

Illuminance Chart

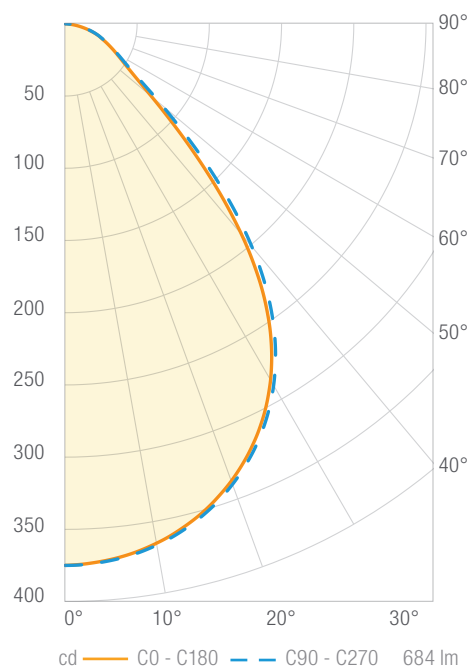
Distance from LED	Foot Candles	Diameter
3'	44.3	5.9'
6'	11.1	11.7'
9'	4.9	17.6'
12'	2.8	23.4'

Beam Angle: 89° x 88°

PHOTOMETRY

HM3C 750 lm

H3TSSWH



Luminous Intensity

Gamma	C 0°
0°	375
5°	372
10°	365
15°	354
20°	337
25°	314
30°	285
35°	245
40°	190
45°	127
50°	78
55°	53
60°	41
65°	32
70°	25
75°	18
80°	11
85°	4
90°	0

Values in candela

Zonal Lumen Summary

Zone	Lumens	Luminaire %
0-30	282	41
0-40	440	64
0-60	624	91
0-90	683	100
0-180	684	100

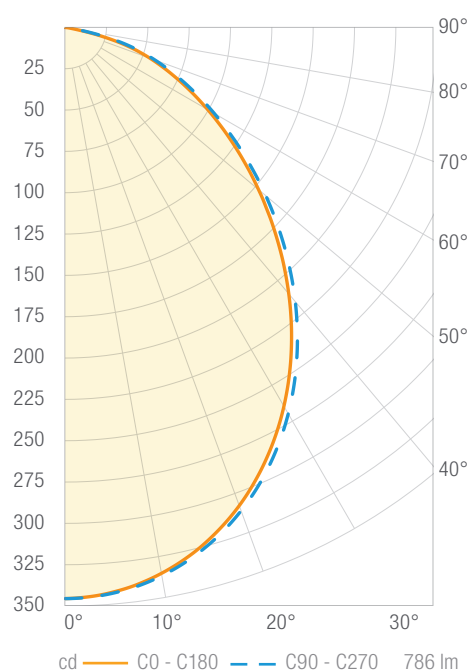
Illuminance Chart

Distance from LED	Foot Candles	Diameter
3'	41.7	5.2'
6'	10.4	10.4'
9'	4.6	15.5'
12'	2.6	20.7'

Beam Angle: 82° x 82°

HM3C 750 lm

H4TRFWH



Luminous Intensity

Gamma	C 0°
0°	346
5°	343
10°	335
15°	324
20°	308
25°	288
30°	265
35°	238
40°	210
45°	181
50°	153
55°	125
60°	100
65°	76
70°	55
75°	31
80°	5
85°	0
90°	0

Values in candela

Zonal Lumen Summary

Zone	Lumens	Luminaire %
0-30	259	33
0-40	411	52
0-60	670	85
0-90	784	100
0-180	786	100

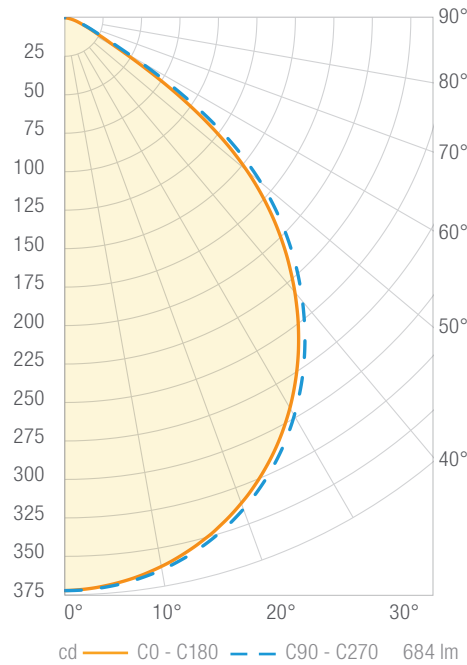
Illuminance Chart

Distance from LED	Foot Candles	Diameter
3'	38.4	6.4'
6'	9.6	12.9'
9'	4.3	19.3'
12'	2.4	25.7'

Beam Angle: 94° x 95°

HM3C 750 lm

H4TRSWH



Luminous Intensity

Gamma	C 0°
0°	372
5°	369
10°	362
15°	351
20°	336
25°	316
30°	293
35°	265
40°	233
45°	197
50°	155
55°	99
60°	42
65°	21
70°	12
75°	7
80°	4
85°	1
90°	0

Values in candela

Zonal Lumen Summary

Zone	Lumens	Luminaire %
0-30	282	38
0-40	451	61
0-60	707	95
0-90	742	100
0-180	744	100

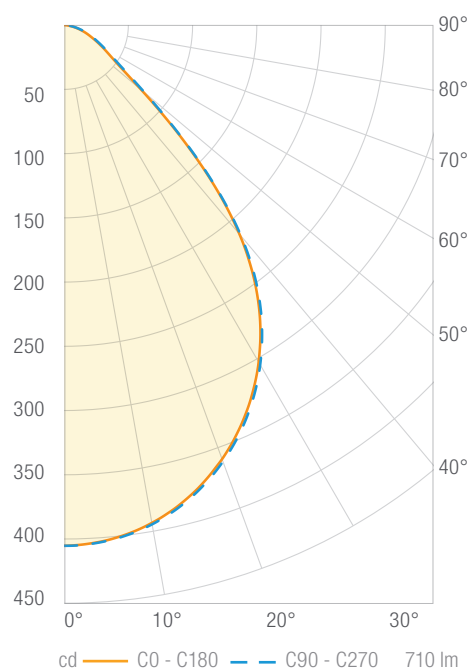
Illuminance Chart

Distance from LED	Foot Candles	Diameter
3'	41.4	6.5'
6'	10.3	13.0'
9'	4.6	19.5'
12'	2.6	26.0'

Beam Angle: 82° x 82°

HM3C 750 lm

H4TSSWH



Luminous Intensity

Gamma	C 0°
0°	405
5°	402
10°	393
15°	379
20°	360
25°	334
30°	303
35°	264
40°	212
45°	144
50°	79
55°	48
60°	35
65°	25
70°	18
75°	12
80°	7
85°	3
90°	0

Values in candela

Zonal Lumen Summary

Zone	Lumens	Luminaire %
0-30	300	42
0-40	469	66
0-60	661	93
0-90	708	100
0-180	710	100

Illuminance Chart

Distance from LED	Foot Candles	Diameter
3'	45.0	5.3'
6'	11.3	10.5'
9'	5.0	15.8'
12'	2.8	21.1'

Beam Angle: 83° x 82°